

Entering Grade 2



# ISLAND TREES PUBLIC SCHOOLS

Penny E. Fisher, Ed.D.  
Principal

J. FRED SPARKE ELEMENTARY SCHOOL, 100 Robin Place, Levittown, NY 11756-5202

516.520.2126 Phone  
516.520.0987 Fax

June 2016

Dear Parents or Guardians,

The Island Trees School District is strongly suggesting that each student complete the attached review packet. The purpose of this packet is to help our students maintain the skills they have learned and to ensure that they remain prepared for success in the upcoming school year.

The students are asked to return the completed packet (as well as their mandatory summer reading activities) to their teacher during the first full week of school. Students will receive stickers and chances to win prizes for every packet and reading activity that they return. We will track the student participation in each class, and announce the winning classrooms for each grade level in September.

Thank you for working together with us to ensure that the children are prepared for a successful school year.

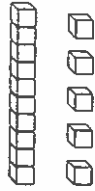
Sincerely,

A handwritten signature in black ink that reads "Penny E. Fisher". The signature is written in a cursive style with a long, sweeping underline that extends to the right.

Penny E. Fisher  
Principal

Name \_\_\_\_\_

1. Look at the model of 15.



Write how many tens and ones are in the model.

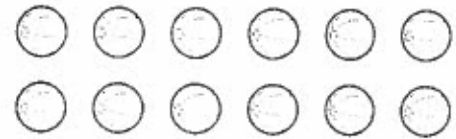
\_\_\_\_\_ ten \_\_\_\_\_ ones

2. Write how many tens and ones are in 12.

\_\_\_\_\_ ten \_\_\_\_\_ ones

3. Draw tens and ones to show 13.

4. Circle a group of ten to show 1 ten and some ones.



5. Write how many tens are the same as 10 ones.

6. Compare using  $<$ ,  $>$ , or  $=$ .



10 ones = \_\_\_\_\_ ten

12 ○ 15





$$11 - \underline{\hspace{1cm}} = 6.$$

11. If  $5 + 6 = 11$ , then

$$\underline{\hspace{1cm}} + 9 = 17.$$

12. If  $17 - 9 = 8$ , then

$$18 - 9 = \underline{\hspace{1cm}}$$

9. Subtract.

$$6 + 4 + 7 = \underline{\hspace{1cm}}$$

10. Add.

$$15 - 8 = \underline{\hspace{1cm}}$$

7. Subtract.

$$8 + 2 + 6 = \underline{\hspace{1cm}}$$

8. Add.



\_\_\_\_\_ = 60 - 50

17. Subtract.

3 + \_\_\_\_\_ = 13.

18. If  $3 + 4 + 6 = 13$ , then

$9 + 1 + 7 =$  \_\_\_\_\_

15. Add.

So,  $12 - 4 =$  \_\_\_\_\_.

$12 -$  \_\_\_\_\_  $= 2$

is the same as

16.  $12 - 4 =$  \_\_\_\_\_

$7 +$  \_\_\_\_\_  $+ 1 =$  \_\_\_\_\_

is the same as

$8 + 7 =$  \_\_\_\_\_

13.

14.

$3 + 4 =$  \_\_\_\_\_

is the same as

$3 +$  \_\_\_\_\_  $+ 1 =$  \_\_\_\_\_



\_\_\_\_\_ children

dogs?

How many children chose

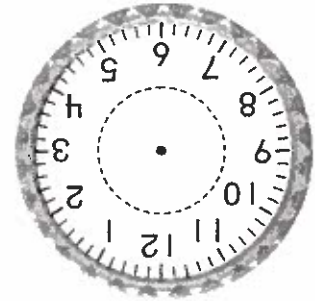
Number of Children

0 1 2 3 4 5 6

Favorite Animal					
rabbit					
dogs					
cats					

Animals

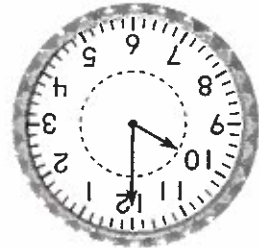
24. Use the bar graph.



the clock.


23. Draw hands to show 3:30 on

\_\_\_\_\_ :



21. Write the time.

\_\_\_\_\_ :



22. Write the time.

$$\begin{array}{r} \square \\ + 9 \\ \hline 66 \end{array}$$

19. Add.

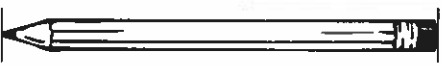
$$68 + 20 = \underline{\quad}$$

20. Add.



	shortest
	longest





















29. Draw three lines in order from longest to shortest.

<p>27. Use <input type="checkbox"/>. About how long is the pencil?</p>  <p>about <input type="checkbox"/> long</p>	<p>28. Use <input type="checkbox"/>. Draw a line that is about 3 <input type="checkbox"/> long.</p>
------------------------------------------------------------------------------------------------------------------------------------------------------------------------------------------------------	-----------------------------------------------------------------------------------------------------

25. How many children are in the class?  
\_\_\_\_\_ children

26. How many fewer girls are there than boys?  
\_\_\_\_\_ fewer girls

Each  stands for 1 child.

<b>Children in the Class</b>										
girls										
boys										

Use the picture graph for questions 25–26.



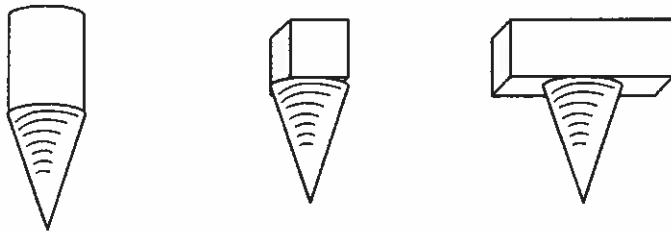
30. A pencil is longer than a marker.  
The marker is longer than a crayon.

Write **shorter** or **longer** to finish the sentence.



The pencil is \_\_\_\_\_ than the crayon.



31. Combine  and .

Circle the new shape you can make.



32. Use pattern blocks.

Draw to show the blocks.  
How many  make a  ?

\_\_\_\_\_  make a .

33. Write the number of

equal shares.



\_\_\_\_\_ equal shares

# First Grade

## Summer



### Skills Review

#### Pack

This packet belongs to:




By Teacher Tam  
[www.teacherspayteachers.com/Store/Tam/Products](http://www.teacherspayteachers.com/Store/Tam/Products)  
Graphics from:  
KPM Doodles,  
[www.teachersnotebook.com/shop/KPMDoodles](http://www.teachersnotebook.com/shop/KPMDoodles) &  
[www.openclipart.org](http://www.openclipart.org) &  
From the Pond Graphics,  
[www.teacherspayteachers.com/Store/graphics-from-the-pond](http://www.teacherspayteachers.com/Store/graphics-from-the-pond) &  
Alice Smith, [www.digitwebstudio.com](http://www.digitwebstudio.com)  
Fonts from  
[www.ultimatefontdownload.com](http://www.ultimatefontdownload.com)






Monday


Draw lines that show how to divide each shape.




halves




fourths




halves



fourths



halves



fourths

Tuesday

Read the word family words below. Write 4 more words that rhyme with them.

cake

flake

Wednesday

Solve these number sentences.

8 + 3 = \_\_\_\_\_

3 + 8 = \_\_\_\_\_

2 + 6 + 4 = 2 + \_\_\_\_\_

3 + 7 + 3 = 3 + \_\_\_\_\_

8 + 1 + 9 = 8 + \_\_\_\_\_

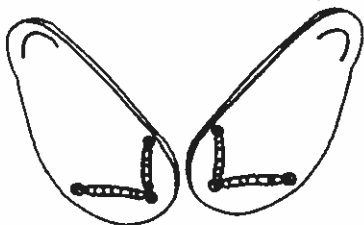
7 + 5 = \_\_\_\_\_

5 + 7 = \_\_\_\_\_

5 + 6 = \_\_\_\_\_

6 + 5 = \_\_\_\_\_


7 + 4 = \_\_\_\_\_



Thursday Read the sentences. Circle the word GOING every time you see it. Underline the word LIKES every time it appears.

Stan is going to have fun in the sun.

He always likes to ride his bike.



Stan likes to ride around the trees in the park.

He is going to catch butterflies.

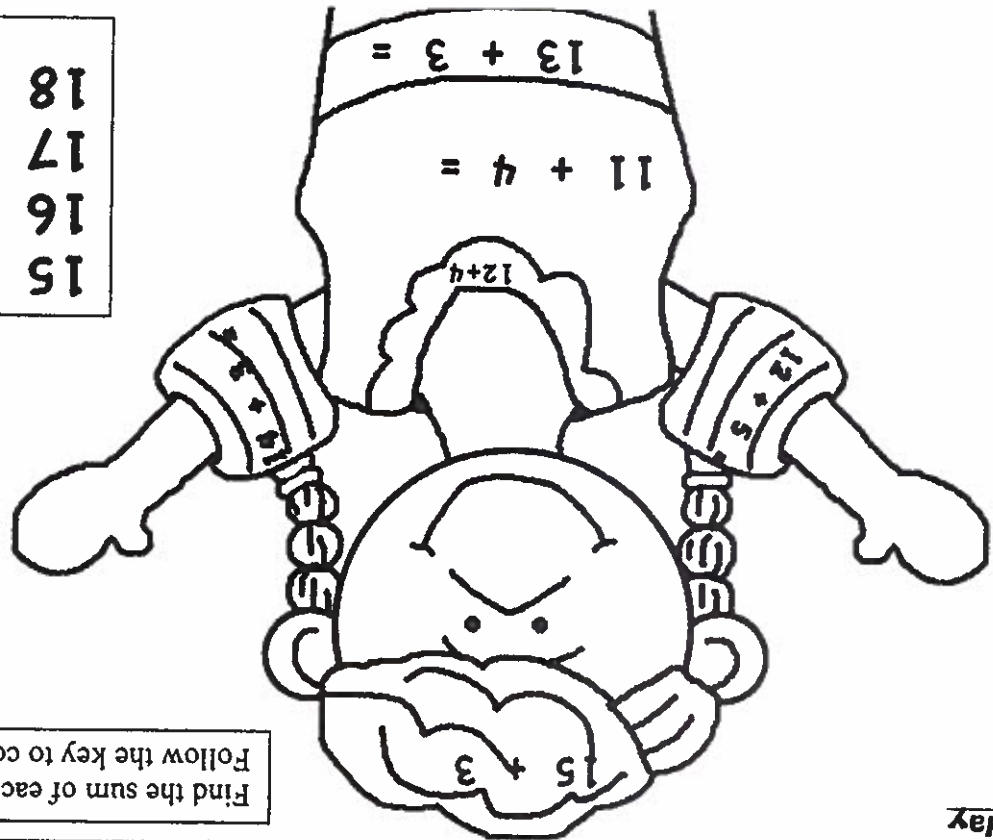
Stan's little dog likes going to the park, too.

Stan and Spot are going there to have some fun!

flip	chip	clip	blip
flop	twin	thin	twip
thub	club	push	shrug
drop	math	bath	sosh
trip	brip	clip	shop
chat	plab	chin	strap

Read each word. Color the REAL words red. Color the NONSENSE words blue.

Monday



- 15 = red
- 16 = blue
- 17 = green
- 18 = brown

Find the sum of each addition problem. Follow the key to color the picture.

Friday



They were going to a birthday party.  
 Five of Sam's friends came to go with him.  
 When did they leave?  
 They all left after lunch and walked to the party.  
 After the party, they all went to play at the park.  
 Sam said that they had a very good day!

Wednesday  
 Read the sentences. Circle the word AFTER every time you see it. Underline the word THEY every time you see it.

1. It has 4 sides that are all the same length.
2. It has 3 sides.
3. It has no sides and no angles.
3. It has 2 long sides and 2 short sides. The angles are the same.

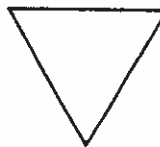
square




rectangle



triangle



circle



Read each clue. Guess the shape.

Friday

Read the word family words below. Write 4 more words that rhyme with them.


meat

treat

Teacher Tam 

Thursday

Draw one short beach umbrella. Draw one tall beach umbrella.  
Label one "short" and one "tall."  
Measure each umbrella with blocks, paper clips, or other small objects.



Monday

Circle the number sentences that are true.

$4 + 1 = 1 + 4$

$10 - 3 = 13$

$8 = 8$

$9 + 1 = 8 + 2$

$5 - 2 = 4 - 1$

$10 + 3 = 3 + 10$

$9 = 12 - 3$

Tuesday

Cut out the words. Use them to make a sentence. Write it below.

Teacher Tam 

do you how her? know



Did she take a \_\_\_\_\_

?

The \_\_\_\_\_ kids like to jump.

\_\_\_\_\_ them to go with us.

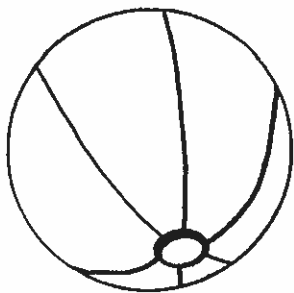
\_\_\_\_\_ help them get some cake.

four walk Ask Please

Read the words below. Use them to fill in the blanks. Read the sentences.

Thursday

Juan and his friends need 12 beach balls. They have 8.  
How many more do they need?  
Show your answer by drawing a picture and writing a number sentence.



Wednesday

Friday

Solve these addition problems.

$$\underline{\hspace{2cm}} = 8 + 2$$

$$\underline{\hspace{2cm}} = 9 + 1$$

$$\underline{\hspace{2cm}} = 5 + 10$$

$$\underline{\hspace{2cm}} = 2 + 10$$

$$\underline{\hspace{2cm}} = 7 + 3$$

$$\underline{\hspace{2cm}} = 5 + 5$$

$$\underline{\hspace{2cm}} = 6 + 3$$

$$\underline{\hspace{2cm}} = 3 + 5$$

Monday

Read the words below. Use them to fill in the blanks. Read the sentences.


after again could from

Are they going \_\_\_\_\_ dinner?

\_\_\_\_\_ you please help him?

When will they be here \_\_\_\_\_ ?

Where were the two boys \_\_\_\_\_ ?

Teacher Tam 



Wednesday  
Read one of your favorite stories. Write at least 4 sentences retelling what happened.

---

---

---

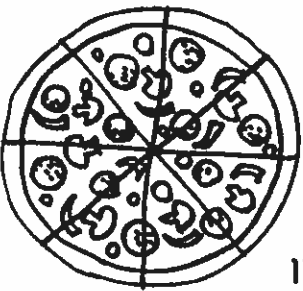
---

---

---


Tuesday

Ron is serving pizza at his birthday party. There is 1 pizza left. Four friends still need pizza. If the 4 friends share the pizza equally, how many slices will each of them get? Draw a picture to show your answer. Describe it.



Teacher Tam ☀

Saw Who this open? door

Teacher Tam 

---

---

Cut out the words. Use them to make a sentence. Write it below.

Friday

17

48

55

36

24

99

71

63

12

32

---

---

---

---

---

---

---

---

---

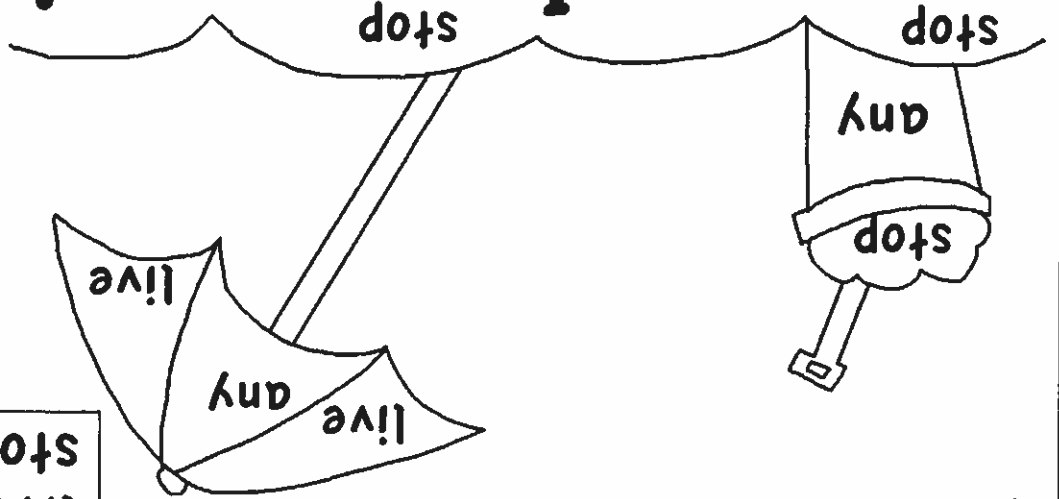
---

Say each number. Add 10 to each number. Write the number that is 10 MORE on the line.

Thursday



# Beach Fun!



any = red
live = blue
stop = brown

Read the sight words. Use the key to color the picture.

Tuesday

$8 - \underline{\quad} = 6$

$\underline{\quad} - 7 = 3$

$6 - \underline{\quad} = 1$

$11 - \underline{\quad} = 6$

$\underline{\quad} - 4 = 3$

$\underline{\quad} - 3 = 4$

$10 - \underline{\quad} = 5$

$8 - \underline{\quad} = 5$

Solve these subtraction problems by filling in the missing numbers.

Monday

Thursday

Write several sentences to retell one of your favorite stories. Also, tell what lesson the story teaches.

---

---

---

---

---


---

Wednesday

Count to 100 by 5s. Write the missing numbers.

80  
55  
30  
5

_____	_____	_____	_____
_____	_____	_____	_____
_____	_____	_____	_____
_____	_____	_____	_____

Teacher Tam 

**Monday**

Draw a picture of something fun that you did last weekend. Write at least 2 sentences to describe your picture.

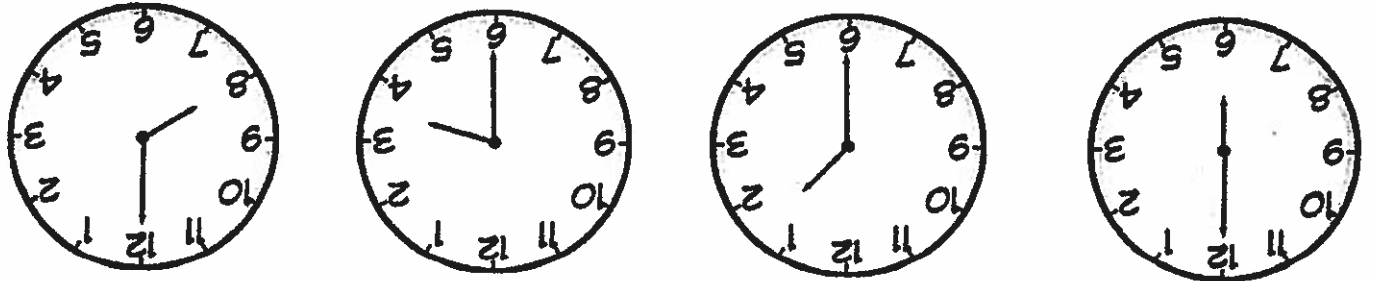
---

---

---

**Friday**

Write the time you see on each clock.



Teacher Tam





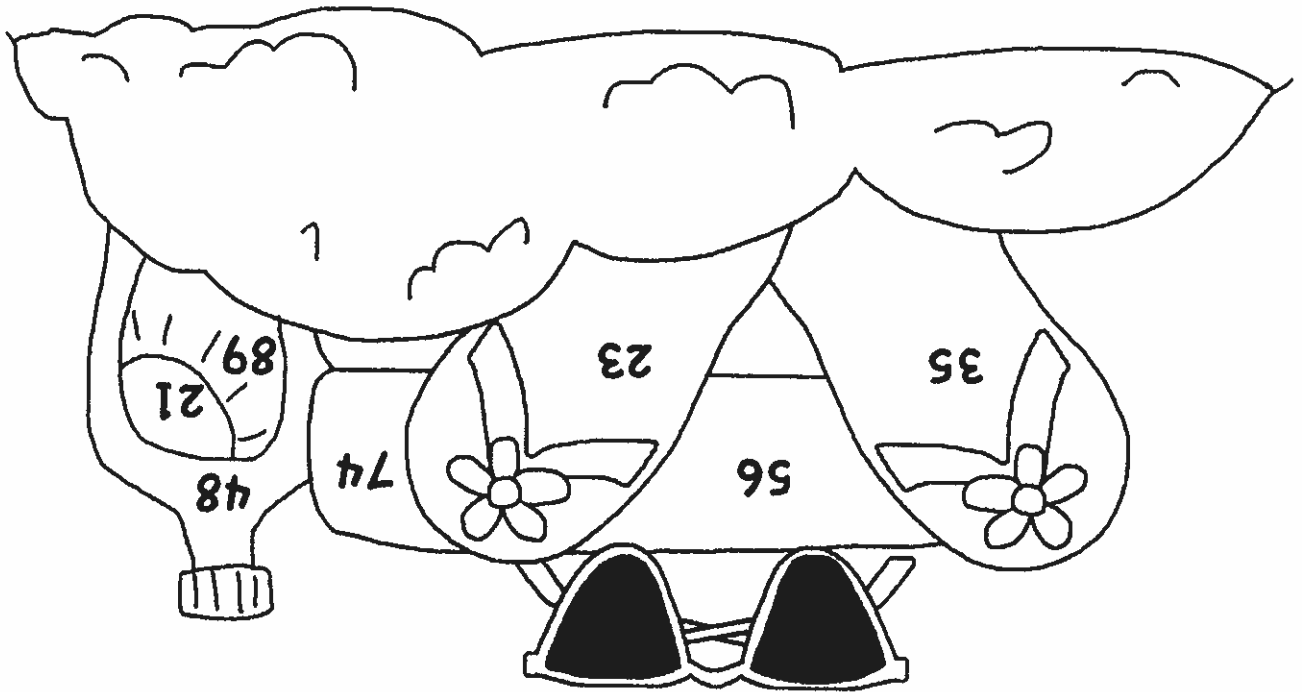
Four horizontal lines for writing.

Weak

Streak

Read the word family words below. Write 4 more words that rhyme with them.

Wednesday



Color the picture. Color numbers LESS THAN 50 orange. Color numbers GREATER THAN 50 green.

Tuesday

---

---

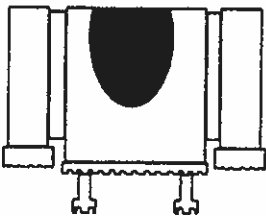
---

---

---

Friday  
Read your favorite book. Write 2 or 3 sentences describing the main character in the story.

Draw your own sand castle. Start with a big square. Add 2 rectangles for towers. Make a door with a half oval shape. Decorate your castle with windows shaped like triangles.



Monday

Fill in the missing numbers. Practice counting all the way to 120.


1	2	4	5	6	7	9	10
11	13	14	15	17	18	20	20
21	22	23	25	26	27	28	29
31	33	34	35	36	38	39	40
41	42	43	44	46	47	48	50
51	52	53	54	55	57	58	59
61	62	64	65	66	68	69	70
71	73	74	75	77	78	79	80
81	82	84	85	87	88	90	90

Tuesday

Cut out the words. Use them to make a sentence. Write it below.

---

---

Teacher Tam 

over he Did there? fly



him

Thank

for

help.

his

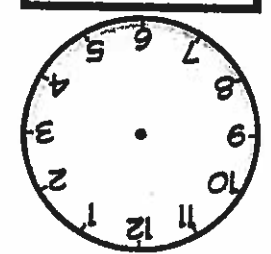
Teacher Tam ☀

Two horizontal lines for writing a sentence.

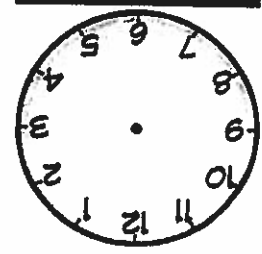
Cut out the words. Use them to make a sentence. Write it below.

Thursday

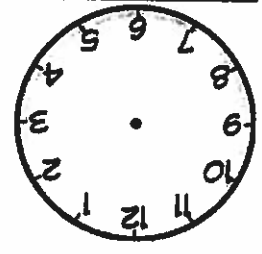
4 : 30



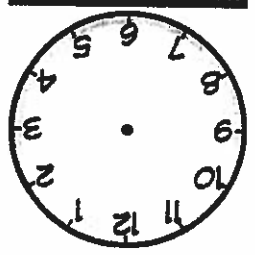
3 : 00



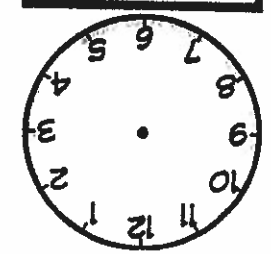
1 : 30



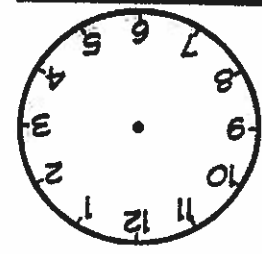
2 : 00



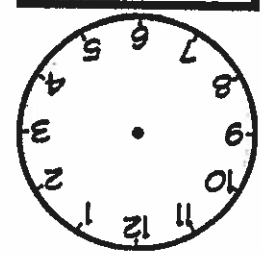
5 : 00



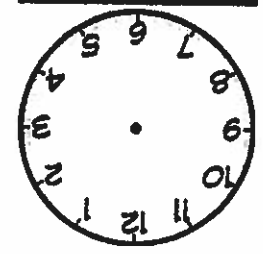
7 : 30



11 : 30



6 : 00



Draw the correct time on each clock.

Wednesday

**Friday**

Read a book. Answer the questions below.

Who is the author? \_\_\_\_\_

Who is the illustrator? \_\_\_\_\_


What was the problem in the story? \_\_\_\_\_

How was the problem solved? \_\_\_\_\_

**Monday**

Compare the numbers in each box. Use > , = , and <

12 52	22 12	10 60	72 72
12 21	13 31	33 34	98 97
11 11	25 50	24 26	73 63

Teacher Tam 

Tuesday

Jack and Jill both found one or more shells on the beach. Together, they found 5 shells. How many shells could each of them have found?

Jack found \_\_\_\_\_ and Jill found \_\_\_\_\_

\_\_\_\_\_ + \_\_\_\_\_ = 5

Jack found \_\_\_\_\_ and Jill found \_\_\_\_\_


\_\_\_\_\_ + \_\_\_\_\_ = 5


Jack found \_\_\_\_\_ and Jill found \_\_\_\_\_

\_\_\_\_\_ + \_\_\_\_\_ = 5

Jack found \_\_\_\_\_ and Jill found \_\_\_\_\_

\_\_\_\_\_ + \_\_\_\_\_ = 5



Teacher Tam 

Wednesday

Say each number. Subtract 10. Write the number that is 10 LESS THAN each number.

34

46

57

28

17

52

62

83

71

91



How many shoes did you count than crabs?

Which kind of object did you have the LEAST of?


How many objects did you count, altogether? \_\_\_\_\_  
Which kind of object did you have the GREATEST number of?

Look at your graph from yesterday and answer these questions.

Friday

Thursday

Count each group of objects. Group.

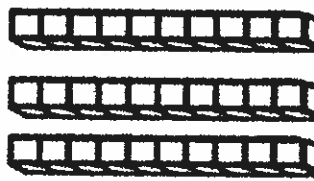


crabs	surfboards	pairs of shoes	hats

Graph the number of objects you find in each

Monday

This is the number 32 shown as tens and ones.



Now make the number 57 using tens and ones. Draw the blocks.









Teacher Tam 

bone	stone	throne	vone
flane	tune	dune	June
cape	tape	scrape	zape
beet	reet	feet	sweet
neat	wheat	neat	leat
cope	rope	zope	slope

Tuesday  
Read each word. Color the REAL words green. Color the NONSENSE words orange.

Wednesday

Use the "counting on" strategy to solve these addition problems.

$\underline{\hspace{2cm}} = \square + 6$ 	$\underline{\hspace{2cm}} = \square + 12$ 
$\underline{\hspace{2cm}} = \square + 7$ 	$\underline{\hspace{2cm}} = \square + 14$ 
$\underline{\hspace{2cm}} = \square + 8$ 	$\underline{\hspace{2cm}} = \square + 8$ 
$\underline{\hspace{2cm}} = \square + 11$ 	$\underline{\hspace{2cm}} = \square + 9$ 

Thursday

What is your favorite summer activity? Write 2 or 3 sentences about it and draw a picture to illustrate your ideas.

---

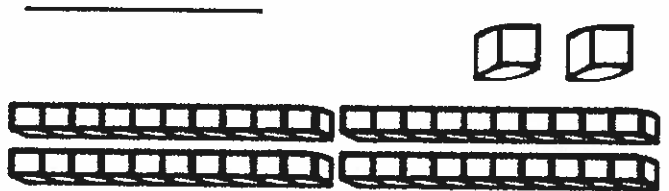


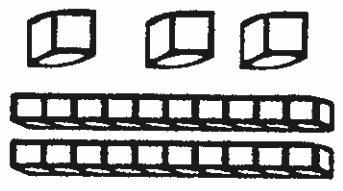
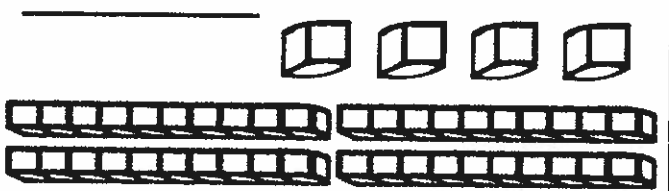

---

Teacher Tam



Friday

Count the blocks. Write the number.



Monday  
What do you like to do on a rainy day? Write 2 or 3 sentences about it. Draw an illustration to go with your sentences.

Three horizontal lines for writing.

scrap  
slid  
shin  
slop  
spid

Wednesday  
Read each word. Re-write each word, adding a "silent e" at the end. Read the new words you made.


---

---

---

---


---

 Teacher Tam

ocean?

What if you found 4 more? \_\_\_\_\_  
What if 5 of them went back into the \_\_\_\_\_

How many sea stars do you have?



Tuesday  
Count the number of sea stars. Answer the questions.



Friday

Compare the numbers in each box. Use > , = , and <

12 \_\_\_\_\_  
24 \_\_\_\_\_

19 \_\_\_\_\_  
19 \_\_\_\_\_

1+2 \_\_\_\_\_  
3 \_\_\_\_\_

88 \_\_\_\_\_  
77 \_\_\_\_\_

98 \_\_\_\_\_  
96 \_\_\_\_\_

62 \_\_\_\_\_  
81 \_\_\_\_\_

39 \_\_\_\_\_  
41 \_\_\_\_\_

24 \_\_\_\_\_  
42 \_\_\_\_\_

32 \_\_\_\_\_  
51 \_\_\_\_\_

13 \_\_\_\_\_  
31 \_\_\_\_\_

15 \_\_\_\_\_  
15 \_\_\_\_\_

46 \_\_\_\_\_  
40 \_\_\_\_\_


Thursday

Use the "counting on" strategy to solve these addition problems.

8 +  = \_\_\_\_\_

6 +  = \_\_\_\_\_

11 +  = \_\_\_\_\_

12 +  = \_\_\_\_\_

12 +  = \_\_\_\_\_

9 +  = \_\_\_\_\_

14 +  = \_\_\_\_\_

7 +  = \_\_\_\_\_

Teacher Tam 