



# ISLAND TREES PUBLIC SCHOOLS

Penny E. Fisher, Ed.D.  
Principal

J. FRED SPARKE ELEMENTARY SCHOOL, 100 Robin Place, Levittown, NY 11756-5202

516.520.2126 Phone  
516.520.0987 Fax

June 2016

Dear Parents or Guardians,

The Island Trees School District has adopted a **mandatory summer reading program** for students entering grades 1-12. The purpose of this program is to better prepare our students to meet higher standards as well as to expand their reading interests.

This year, students going into grade 1 and grade 2 will be **required to read at least four books** of their own choosing (**at least two** of which should be **nonfiction**). Attached is a list of suggested books which may be of help to you. The local libraries are aware of the summer reading program and can offer additional assistance.

In addition to reading at least **four** books, they also need to complete **four** of the reading activities attached. In this packet are interesting activities from which to choose. The completed book activities are to be handed in when school begins, **no later than September 9, 2106**.

We believe that reading is the basis for all learning, and we encourage you to support us in our efforts to have our children make reading a part of their lives.

Thank you in advance for your support.

Sincerely,

A handwritten signature in black ink that reads "Penny E. Fisher".

Penny Fisher, Ed.D.  
Principal

## Suggested Reading List for Grade 2

Author	Title/Series
Adler, David	Young Cam Jansen <i>series</i>
Arnold, Tedd	Fly Guy <i>series</i>
Blume, Judy	Pain and the Great One <i>series</i>
Brown, Jeff	Flat Stanley <i>series</i>
Burleigh, Robert	Home Run! The Story of Babe Ruth
Cristaldi, Kathryn	Even Steven and Odd Todd
Danziger, Paula	A is for Amber <i>series</i>
Delton, Judy	Pee Wee Scouts <i>series</i>
DiCamillo, Kate	Mercy Watson to the Rescue <i>series</i>
Dubowski, Cathy East	Pirate School <i>series</i>
Gibbons, Gail	**All nonfiction titles**
Gondosch, Linda	Brutus the Wonder Poodle
Kenah, Katharine	Best Chef in Second Grade
Kline, Suzy	Horrible Harry <i>series</i>
Little, Jean	Emma's Yucky Brother
Lowery, Lois	Gooney Bird Greene <i>series</i>
Osborne, Mary Pope	Magic Tree House <i>series</i>
Manushkin, Fran	Katie Woo <i>series</i>
McCloskey, Robert	Blueberries for Sal
Meltzer, Brad	Ordinary People Change the World Biography Series
Parish, Peggy	Amelia Bedelia <i>series</i>
Park, Barbara	Junie B. Jones <i>series</i>
Rylant, Cynthia	Henry & Mudge and Annie & Snowball <i>series</i>
Schwartz, David	Millions to Measure
Sharmat, Marjorie	Nate the Great & Olivia Sharp <i>series</i>
Teague, Mark	LaRue <i>series</i>

### Suggested Magazines

- National Geographic Kids
- Ask (Arts & Sciences for Kids)
- Ranger Rick
- Your Big Backyard
- Zoobooks

# Book Report - Fiction

Student Name \_\_\_\_\_

Title of Book \_\_\_\_\_

Author \_\_\_\_\_ Illustrator \_\_\_\_\_

Write what happened in the beginning of the book:

\_\_\_\_\_

\_\_\_\_\_

\_\_\_\_\_

\_\_\_\_\_

\_\_\_\_\_

\_\_\_\_\_

\_\_\_\_\_

\_\_\_\_\_

\_\_\_\_\_

Write what happened in the middle of the book:

\_\_\_\_\_

\_\_\_\_\_

\_\_\_\_\_

\_\_\_\_\_

\_\_\_\_\_

\_\_\_\_\_

\_\_\_\_\_

\_\_\_\_\_

\_\_\_\_\_

Write what happened at the end of the book:

\_\_\_\_\_

\_\_\_\_\_

\_\_\_\_\_

\_\_\_\_\_

\_\_\_\_\_

\_\_\_\_\_

\_\_\_\_\_

\_\_\_\_\_

\_\_\_\_\_


**What was your favorite part of the book? Why?**

Handwriting practice lines consisting of a solid top line, a dashed middle line, and a solid bottom line. On the left side, there are three sets of scribbled marks, one for each line.

Handwriting practice lines consisting of a solid top line, a dashed middle line, and a solid bottom line. On the left side, there are three sets of scribbled marks, one for each line.

Handwriting practice lines consisting of a solid top line, a dashed middle line, and a solid bottom line. On the left side, there are three sets of scribbled marks, one for each line.

**Illustrate your favorite part of the book.**

A large, empty rectangular box with a black border, intended for the student to draw an illustration of their favorite part of the book.

# Book Report - Non-Fiction

Student Name \_\_\_\_\_ Teacher \_\_\_\_\_

Title of Book \_\_\_\_\_

Author \_\_\_\_\_ Illustrator/Photographer \_\_\_\_\_

Write three facts that you learned from the book:

1.

\_\_\_\_\_

\_\_\_\_\_

\_\_\_\_\_

2.

\_\_\_\_\_

\_\_\_\_\_

\_\_\_\_\_

3.

\_\_\_\_\_

\_\_\_\_\_

\_\_\_\_\_

What was the most interesting part of the book? Why?

\_\_\_\_\_

\_\_\_\_\_

\_\_\_\_\_

\_\_\_\_\_

\_\_\_\_\_

\_\_\_\_\_

\_\_\_\_\_

\_\_\_\_\_


\_\_\_\_\_

\_\_\_\_\_

\_\_\_\_\_

\_\_\_\_\_

**Illustrate the most interesting part of the book.**





# Sparke Star Library Book Review

*Fill Out in Library*



Name: \_\_\_\_\_

Teacher: \_\_\_\_\_

Book Title: \_\_\_\_\_

Author: \_\_\_\_\_

Would you recommend this book to a friend (circle one)?      YES      NO

## **Sparke Stars:**

*Color in the amount of stars for this book  
(1 being the lowest - 5 the highest)!*




**BONUS:** Draw a picture or write a sentence about the book on the back!



Name \_\_\_\_\_

Date \_\_\_\_\_



# Bookmark




Materials	
✓	your book
✓	Bookmark sheet
✓	crayons or markers
✓	pencil
✓	scissors
✓	8 ½ -inch by 3 inch piece of heavy paper
✓	10-inch piece of yarn

## Steps:

1. On the front of the bookmark, draw a picture that represents the book
2. On the back, fill in the information about your book
3. Cut out the front and back of the bookmark. Glue together.
4. Punch a hole through the circle at the top of the bookmark.
5. Thread the yarn through the hole and tie a knot


## Bookmark Example



Name _____	Date _____
Book Title: <u>The Kidnapped King</u>	
This book is about <u>a kidnapping! The king, queen, and prince have been kidnapped. Dink, Josh, and Ruth Rose help solve the mystery.</u>	



FRONT



BACK

Name \_\_\_\_\_ Date \_\_\_\_\_


**Book Title:** \_\_\_\_\_


This book is about \_\_\_\_\_

\_\_\_\_\_

\_\_\_\_\_

\_\_\_\_\_





# Story Map

Materials
✓ your book
✓ Story Map sheet
✓ pencil
✓ crayons or markers
✓ scissors

## Steps:

1. In the middle, write the title.
2. In the boxes, draw a picture to show each of the following:
  - characters
  - setting
  - problem
  - solution
3. Write a sentence about each.
4. Cut out the map.

## Story Map Example

Name \_\_\_\_\_ Date \_\_\_\_\_

**Characters:**

Hen works hard. Frog just likes to sing and play.

**Setting:**

Frog stays in Hen's straw house during the storm.

**Story Map**

Book Title: Beat the Story-Drum, Pum-Pum

**Problem:**

Frog eats all of Hen's food. Frog is bossy.

**Solution:**

Frog runs into trouble when Hawk comes.

Name \_\_\_\_\_

Date \_\_\_\_\_

**Characters:**

---

---

---

---

**Setting:**

---

---

---

---

**Story Map**

---

---

---

---

**Book Title:**

**Problem:**

---

---

---

---



**Solution:**

---

---

---

---



# Story Chart

<b>Materials</b>
✓ your book
✓ Story Chart sheet
✓ pencil
✓ crayons or markers

## Steps:

1. Write a sentence describing the setting.
2. List the main characters.
3. Draw pictures of the beginning, middle, and ending of the story. Write a sentence about each.
4. Circle the face that matches what you thought of the book, then tell why.
5. Share your story chart with another student who has read the same book.

## Story Chart Example




Name \_\_\_\_\_ Date \_\_\_\_\_

**Story Chart**

Book Title: The Ninth Nugget

Setting: The setting is Wheat Ranch in Montana. There are a lot of animals at the ranch.

Characters: Dink, Josh, and Ruth Rose are the main characters.

<p><b>Beginning</b></p>  <p>Dink, Josh, and Ruth Rose take a plane to Montana.</p>	<p><b>Middle</b></p>  <p>Josh finds a gold nugget and then it's gone.</p>	<p><b>Ending</b></p>  <p>The kids find out who took the gold nugget.</p>
---	--	---

I thought this book was  great 😊  okay 😐  not good ☹️

because it was exciting when Josh found the nugget!

37

Name \_\_\_\_\_ Date \_\_\_\_\_

# Story Chart

Book Title: \_\_\_\_\_

**Setting** \_\_\_\_\_  
\_\_\_\_\_

**Characters** \_\_\_\_\_  
\_\_\_\_\_

<b>Beginning</b>	<b>Middle</b>	<b>Ending</b>

I thought this book was great  okay  not good 

because \_\_\_\_\_  
\_\_\_\_\_  
\_\_\_\_\_